MV-CH120-10CM/CC

12MP1.1"CMOSCameraLinkAreaScan Camera

Introduction

MV-CH120-10CM/CC camera adopts Sony® IMX253 sensor to provide high-quality image. It uses Camera Link interface to transmit non-compressed images in real time with max. frame rate reaching 69.8 fps in full resolution.

Available Model

Mono camera: MV-CH120-10CM

Color camera: MV-CH120-10CC

Applicable Industry

SMT/ PCB AOI, FPD, high-accuracy measurement, etc.

Key Feature

- Supports auto or manual adjustment of gain exposure time, LUT and Gamma correction.
- Supports hardware trigger, software trigger and free run mode, and supports camera triggering via Camera Link frame grabber.
- Supports customized ROI, and horizontal and vertical reverse image output.
- Supports configuration modes of Base, Medium, Full and 80-bit via the Camera Link interface.
- Compatible with Camera Link V2.0 Protocol, GenICam Standard, and the third-party software basedon the protocol and standard.

Sensor Quantum Efficiency

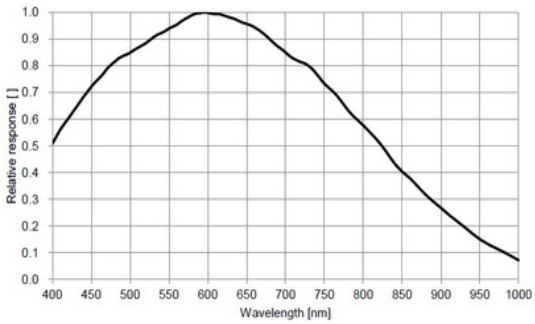

MV-CH120-10CM

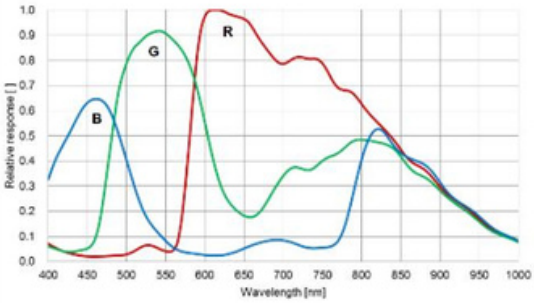

MV-CH120-10CC

Dimension

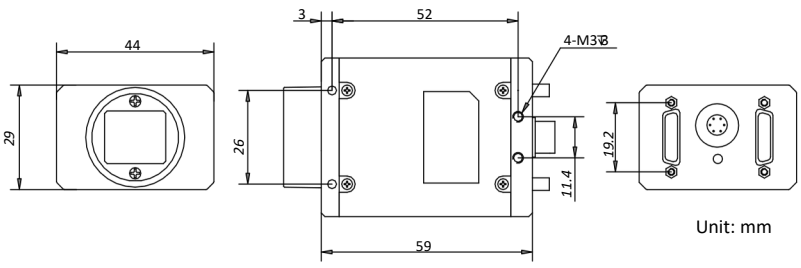

Unit: mm

HIKROBOT

Specification

Model	MV-CH120-10CM	MV-CH120-10CC
Camera		
Sensor type	CMOS, global shutter	
Sensor model	Sony® IMX253	
Pixel size	3.45 μm × 3.45 μm	
Sensor size	1.1"	
Resolution	4096 × 3000 (Base/Medium/Full), 3840 × 3000 (80-bit)	
Max. frame rate	50.9 fps @ 4096 × 3000 Mono 8 (Base/Medium/Full) 69.8 fps @ 3840 × 3000 Mono 8 (80-bit)	51.4 fps @ 4096 × 3000 Bayer RG 8 (Base/Medium/Full) 68.1 fps @ 3840 × 3000 Bayer RG 8 (80-bit)
Configuration mode	Base, Medium, Full, 80-bit	
Tap geometry	1X2_1Y, 1X4_1Y, 1X8_1Y, 1X10_1Y	1X_1Y, 1X2_1Y, 1X4_1Y, 1X8_1Y, 1X10_1Y
Tap number	2 Taps, 4 Taps, 8 Taps, 10 Taps	1 Tap, 2 Taps, 4 Taps, 8 Taps, 10 Taps
Pixel clock	60 MHz, 70 MHz, 85 MHz	40 MHz, 60 MHz, 70 MHz, 85 MHz
Dynamic range	71.6 dB	
SNR	39.7 dB	
Gain	0 dB to 24 dB	
Exposure time	1 μs to 10 sec	
Exposure mode	Off/Once/Continuous exposure mode	
Mono/color	Mono	Color
Pixel format	Mono 8/10/12	Bayer RG 8/10/12, RGB 8
Binning	Not support	
Decimation	Not support	
Reverse image	Supports horizontal and vertical reverse image output	
Electrical feature		
Data interface	Camera Link with SDR interface	
Digital I/O	6-pin P7 connector provides power and I/O, including opto-isolated input × 1 (Line 0), opto-isolated output × 1 (Line 1), bi-directional non-isolated I/O × 1 (Line 2).	
Power supply	9 VDC to 24 VDC	
Power consumption	Typ. 4.51 W @ 12 VDC	Typ. 4.5 W @ 12 VDC
Mechanical		
Lens mount	C-mount	
Dimension	44 mm × 29 mm × 59 mm (1.7" × 1.1" × 2.3")	
Weight	Approx. 100 g (0.2 lb.)	
Ingress protection	IP30 (under proper lens installation and wiring)	
Temperature	Working temperature: 0 °C to 50 °C (32 °F to 122 °F) Storage temperature: −30 °C to 70 °C (−22 °F to 158 °F)	
Humidity	20% RH 80% RH (no condensation)	
General		
Client software	MVS or frame grabber software meeting with GenICam Protocol	
Operating system	32/64-bit Windows 7/10, 64-bit Windows 11	
Compatibility	Camera Link V2.0, GenICam	
Certification	CE, RoHS, KC	

VISCON
VISCON TECHNOLOGY CO., LTD.
54/88 KHLONGSEE, KHLONG LUANG DISTRICT, PATHUM THANI 12120 THAILAND
TEL : 02-0009297
MB 0809293068
E-MAIL : SALE@VISCONTECHNOLOGY.COM

© Hangzhou Hikrobot Co., Ltd. All Rights Reserved.
Hangzhou Hikrobot does not tolerate any infringement. Any organization or individual may not imitate or reproduce in whole or in part of the content. The data herein is based on Hikrobot's internal evaluation. Actual data may vary depending on specific configuration and operating condition. The information herein is subject to change without notice All the content has been checked conscientiously. Nevertheless, Hikrobot shall not be liable to damages resulting from errors, inconsistencies or omissions.